



INCLUSIVE EDUCATION USING ANIMATION AND MULTIMEDIA

STORYBOARD

What is a storyboard and Why do you need one?



The content of this document represents the views of the author only and is his/her sole responsibility. The European Commission does not accept any responsibility for use that may be made of the information it contains.



www.inclusiveeducation.eu

Co-funded by the
Erasmus+ Programme
of the European Union




WHAT IS A STORYBOARD



1

A storyboard is a graphic representation of how your video will unfold, shot by shot.




2

It's made up of a number of squares with illustrations or pictures representing each shot.




3

I also include notes about what's going on in the scene and what's being said in the script during that shot.




4

Designers have used storyboard to design scenes for television, or movies.



5

By planning your video, you know which shots you need to create and how to create them when filming begins.




6


You can get others' feedback early on and make simple adjustments to your storyboard, rather than making major changes while filming.




L



1




2




3



4



5



6

7

